

Mind4Energy Monitoring Portal



Key features

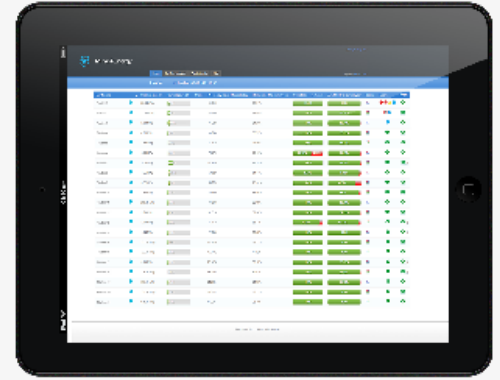
- SaaS technology: data is stored on secure servers and accessible remotely via password protected login
- Uniform representation of PV plants, independent of brand of equipment used on site
- Visualization of inverters, string data, energy meters, AC power analyzers, transformer status, UPS status, power control commands, meteo stations
- Configurable PR and Availability algorithms
- Regular updates, live support provided
- Intuitive interface with dashboard and detailed graphs with drill down function for analysis
- Performance benchmarking
- Easy data export
- Customizable alerts and notifications; instant alerts possible by e-mail
- Customizable reports
- Ticketing system for O&M tasks



01

Dashboard

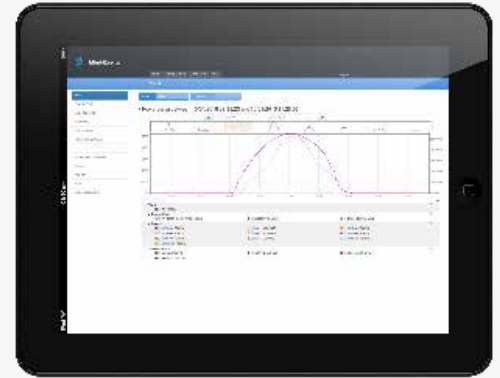
- Get insight in the performance of your portfolio in an instant
- A configurable dashboard allows displaying only those KPI's most of interest to the user



02

String monitoring

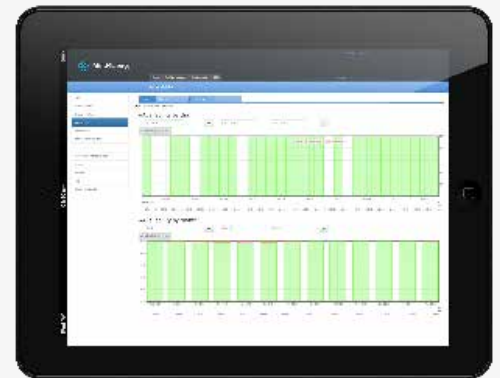
- Analyze the historical performance of strings with intuitive graphs
- Automatically detect malfunctioning strings



03

Availability monitoring

- Use the drill down functionality to analyze causes of low availability
- Configure the availability algorithm to your needs



04

AC side monitoring

- Detect Power Quality issues which might compromise PV performance
- Up to 182 different parameters can be visualized, including voltage and current harmonics per phase

